



SIMPLE SOLUTIONS.
BIG IMPACT.



| Quality Improvement
for Institutions

SIMPLE SOLUTIONS. BIG IMPACT.

QUALITY IMPROVEMENT FOR INSTITUTIONS

Quality Improvement for Institutions combines the American College of Cardiology's (ACC) proven quality improvement service solutions and its comprehensive suite of cardiovascular registries. This innovative program helps facilities improve guideline adherence, reduce variations in care and enhance patient outcomes by providing the entire cardiovascular care team unlimited, on-demand access via one convenient website – *CVQuality.ACC.org*.

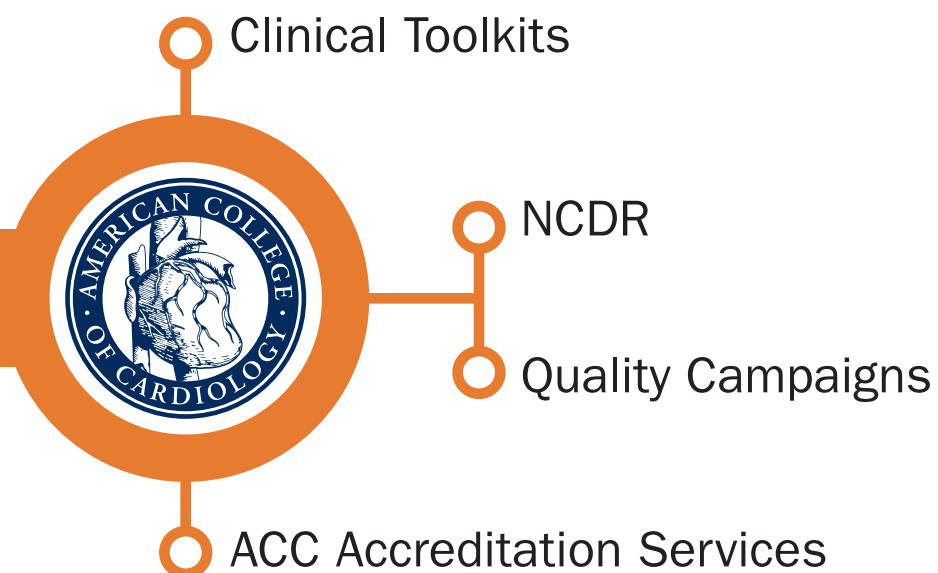
Quality Improvement for Institutions includes:

NCDR® – suite of cardiovascular data registries helping hospitals and practices measure and improve the quality of care they provide.

ACC Accreditation Services – programs aimed to connect quality and cost with outcomes and patient satisfaction to create cardiovascular communities of excellence.

Quality Campaigns – proven, hospital-based efforts, including Patient Navigator Program: Focus MI and Reduce the Risk: PCI Bleed and others that disseminate evidence-based strategies and toolkits, promote best practice sharing, and build nationwide learning networks.

Clinical Toolkits – easy-to-use tools for ensuring the highest quality patient care.



KEY BENEFITS

Participation in Quality Improvement for Institutions offers:

- **Data-driven solutions and benchmarking tools** to improve patient outcomes and address common concerns about reimbursement and regulations.
- Access to a multitude of **quality improvement tools**, available for everyone on your care team.
- Comprehensive **quality improvement solutions** that combine ACC's accreditation and registry services, quality initiatives and education.
- **Benchmark reporting** and physician level **registry dashboards** to compare individual performance.
- Opportunities to **collaborate with a community** of facilities committed to improving quality.
- Access to the **QI Communications Kit**, to promote your facility's affiliation with ACC's Quality Improvement for Institutions program and commitment to quality.
- Participation in NCDR **research**, ACC-sponsored **quality campaigns** and cutting edge **pilot programs**.
- Opportunities to **assess your facility's performance** against others on key metrics for ACC quality campaigns.
- Resources to help you meet **public reporting requirements**.
- Ongoing **customer support** from the ACC.
- **Ready-to-go projects** designed to fit your organization's needs.
- An on-demand educational resource through the **NCDR Learning Center**

NCDR

20+ YEARS OF CONTINUOUS QUALITY IMPROVEMENT

NCDR is ACC's suite of data registries helping hospitals, health systems and practices measure and improve the quality of cardiovascular care they provide. More than just data collection, NCDR is a comprehensive network of cardiovascular care providers committed to ensuring evidence-based care, improving patient outcomes and lowering health care costs. Learn more and get started at [ACC.org/NCDR](https://www.acc.org/NCDR).

HOSPITAL REGISTRIES

The ACC offers registries supporting the following areas of cardiovascular care:

Acute myocardial infarction treatment

Chest Pain – MI Registry™, (formerly the ACTION Registry®) is a risk-adjusted, outcomes-based quality improvement program for all patients with chest pain. The registry includes high-risk ST-elevation myocardial infarction (STEMI) and non-ST elevation (NSTEMI) patients with the option to also capture unstable angina and low-risk chest pain patients. It assists hospitals and health systems in applying ACC/American Heart Association clinical guideline recommendations.

Atrial fibrillation procedures

AFib Ablation Registry™ assesses the prevalence, demographics, acute management and outcomes of patients undergoing atrial fibrillation (AFib) catheter ablation procedures. Its data support the development of evidence-based guidelines for AFib treatments that will improve patient outcomes.

Diagnostic cardiac catheterization and percutaneous coronary intervention

CathPCI Registry® assesses the characteristics, treatments and outcomes of cardiac disease patients who receive diagnostic catheterization and/or percutaneous coronary intervention (PCI) procedures. It delivers benchmarking data that helps cath labs reduce door-to-balloon times, limit procedural complications, monitor appropriateness of PCI and more.

Implantable cardioverter defibrillator and leads procedures

ICD Registry™ establishes a national standard for understanding treatment patterns, clinical outcomes, device safety and the overall quality of care provided to implantable cardioverter defibrillator (ICD) patients. The ICD Registry plays an important role in determining the association between evidence-based treatment strategies and clinical outcomes.

Pediatric and adult congenital treatment procedures

IMPACT Registry® assesses the prevalence, demographics, management and outcomes of pediatric and adult congenital heart disease (CHD) patients who undergo diagnostic catheterizations and catheter-based interventions. Its data support the development of evidence-based guidelines for CHD treatment that will improve outcomes for CHD patients of all ages.

Atrial fibrillation procedures

LAAO Registry™ captures data on left atrial appendage occlusion (LAAO) procedures to assess real-world procedural outcomes, short- and long-term safety, comparative effectiveness, and cost effectiveness. LAAO provides a treatment option to manage stroke risk for non-valvular atrial fibrillation patients who are unable to maintain adequate anticoagulation through medication therapy. The LAAO Registry is approved by CMS to meet the registry requirements outlined in the national coverage decisions for Percutaneous Left Atrial Appendage Closure.

Peripheral vascular intervention procedures

PVI Registry™ measures the prevalence, demographics, management and outcomes of patients undergoing lower extremity peripheral arterial catheter-based interventions, carotid artery stenting and carotid endarterectomy procedures. It enables clinicians to use decision-making data to implement changes to improve the quality of patient care – whether care is provided in a hospital cath lab, interventional radiology department or an outpatient vascular center.

Transcatheter valve therapy procedures

STS/ACC TVT Registry™ monitors patient safety and real-world outcomes related to transcatheter valve replacement and repair procedures – emerging treatments for valve disease patients. Employing state-of-the-art heart valve technology, transcatheter heart valve procedures provide new treatment options for patients who are not eligible for conventional heart valve replacement or repair surgery.

OUTPATIENT REGISTRIES

The ACC offers registries for quality improvement in the following areas:

Outpatient cardiovascular care

PINNACLE Registry® focuses on coronary artery disease, hypertension, heart failure, atrial fibrillation and diabetes in the outpatient setting. Its HIPAA-compliant data collection tool works with most electronic health record systems, and its unique online dashboard delivers on-demand reports for viewing overall clinical care, accessing quality improvement best practices, and maximizing opportunities to earn incentives under the CMS Quality Payment Program and e-prescribing incentives.

Diabetes and cardiometabolic management

Diabetes Collaborative Registry® is the first clinical ambulatory registry aimed at tracking and improving the quality of diabetes and cardiometabolic care across the primary and specialty care continuum. The combined data from primary care physicians, endocrinologists, cardiologists and other diabetes care providers allows for longitudinal study of diabetes, making this a valuable resource that reveals new insights, drives decision-making, and enables better treatment and improved outcomes.

NCDR® is an initiative of the American College of Cardiology, with partnering support from the following organizations: CathPCI Registry® — The Society for Cardiovascular Angiography and Interventions; IMPACT Registry® — The Society for Cardiovascular Angiography and Interventions and American Academy of Pediatrics; STS/ACC TVT Registry™ — An initiative of The Society of Thoracic Surgeons and the American College of Cardiology Foundation; PVI Registry™ — The Society for Cardiovascular Angiography and Interventions; Diabetes Collaborative Registry® — American Diabetes Association, American College of Physicians, American Association of Clinical Endocrinologists and Joslin Diabetes Center; Chest Pain - MI Registry — The American College of Emergency Physicians.

DATA POWERING RESEARCH

The NCDR encourages research applications from credentialed researchers, government agencies, educational institutions and corporations who are interested in using registry data to answer clinical questions on the delivery and outcomes of cardiovascular health care. Whether published as articles in peer-reviewed journals or presented during major scientific or medical conferences, these findings have a true potential to improve the quality of patient care.

NCDR offers two analytic services:

- **Web-enabled business intelligence data report dashboards** that allow hospitals, health systems and other stakeholders to tailor NCDR reports for comparison purposes, including monitoring the quality of data submissions and performing comparative analyses.
- **Custom analytics** that can be used to evaluate clinical data from real-world populations to gain a broad understanding of myriad issues, including safety, effectiveness and quality.

Finally, through ACC's **Outpatient Registries Research Alliance**, practices that specialize in both cardiovascular care and diabetes have the opportunity to participate in research and access clinical trials, observational studies and investigator development programs. The Research Alliance provides a unique opportunity for practices to help advance the next generation of medicine.



ACC ACCREDITATION SERVICES

ACCREDITATION IMPROVES PATIENT OUTCOMES

ACC Accreditation Services™ works with hospitals and systems to improve the clinical processes associated with the early assessment, diagnosis, and rapid treatment of acute coronary syndrome, heart failure, and atrial fibrillation. Facilities that earn an accreditation actively implement and track sustainable quality improvement — improvement that continues long after a site visit is conducted.

The accreditation programs merge guidelines with best practices of care to:

- Reduce mortality
- Decrease readmissions
- Maximize reimbursements
- Lower length of stay
- Sustain process improvement

Expertise and influence reach across the continuum of cardiovascular care to:

- Deliver tools and services that accelerate a facility's implementation of best-in-class models for cardiovascular patient care, incorporating the latest scientific guidelines and recommendations of a multidisciplinary team of experts.
- Standardize the care process for the low-risk patient population that comprises 80 percent of all patients presenting to the ED with symptoms of heart disease.
- Extend the patient care team by recognizing the value of EMS in providing immediate, evidence-based care to patients.
- Enable facilities to share best practices and network with peer professionals.
- Lower the cost of care associated with acute CV events. Create multi-disciplinary, patient-focused teams of professionals working together.
- Offer specific recommendations for continuous process improvement for various areas of care before and after accreditation is achieved.

To learn more, visit [Accreditation.ACC.org](https://www.acc.org), call 614-442-5950 or email accreditationinfo@acc.org

ACC Accreditation Services is a Quality Improvement for Institutions initiative of the American College of Cardiology.

ACC ACCREDITATION SERVICES OFFERS ACCREDITATIONS FOR THE FOLLOWING CV SERVICE LINES:

Chest Pain Center Accreditation is a quality improvement program designed for hospital cardiovascular (CV) teams that are focused on the efficient and effective emergency care of acute coronary syndrome (ACS) patients. A facility's STEMI treatment capabilities and strategies dictate which of the three designations may be earned. A single facility may earn one of the following three accreditations: Chest Pain Center; Chest Pain Center with Primary PCI; and Chest Pain Center with Primary PCI & Resuscitation.

Cardiac Cath Lab Accreditation is an operational model that merges the latest science and process improvement methodologies across the Cardiac Cath Lab. Used in concert with NCDR's CathPCI Registry® this tool organizes resources needed to improve processes related to the care of the cath lab patient and monitors, in real time, important outcome and performance measures. Designations for this accreditation include External Peer Review and Independent Angiographic Review for a confidential and objective audit of Cath Lab procedures and related metrics.

Heart Failure Accreditation is a collaborative approach to the treatment of heart failure patients. As a quality improvement initiative, it ensures that requisite protocols, processes and systems are established in the care of heart failure patients. Two Heart Failure Accreditation designations exist — one for

facilities that must transfer or refer patients in need of a heart transplant or other more advanced types of mechanical circulatory support and an advanced designation for facilities that perform those more complex and invasive surgical interventions onsite.

Atrial Fibrillation (AF) Accreditation is a quality improvement program that examines the processes, policies, and practices aligned with the care of patients with atrial fibrillation (AFib). Through investigation and tracking of key measures for clinical performance, outpatient care data, and other key patient engagement metrics, the path to process improvement is calculated and a guideline-driven, strategic direction is created to reduce the overall burden of AFib. A facility may earn either AF Accreditation or AF with Electrophysiology and Surgical Services (EPS) Accreditation if providing full electrophysiology and surgical services.

Electrophysiology (EP) Accreditation is an operational model that merges the latest science and process improvement methodologies in the EP Lab setting. This accreditation encompasses both adult and pediatric EP labs and is supported by NCDR's ICD Registry, AFib Ablation Registry, LAAO Registry, and the IMPACT Registry for pediatric facilities. It incorporates the most recently compiled guidelines and expert consensus statements to produce the best possible care of the EP patient.

PATHWAY TO ACCREDITATION



1. Launch

- Purchase Accreditation Services
- Schedule Time for Accreditation Training
- Secure Executive Sponsor and Build Internal Team
- Begin Using Accreditation Tool



2. Assess

- Perform Gap Analysis
- Target Areas for Improvement
- Build Action Plan and Set Milestones



3. Implement

- Apply Evidence-based Medicine Approach to Process Improvement
- Complete Mandatory Action Items; Consider Recommended and Innovative Items
- Rollout Improvement Strategies and Align Internal Resources



4. Validate

- Apply for Accreditation
- Schedule and Conduct Site Review



5. Achieve

- Achieve Accreditation
- Measure Success
- Announce Accreditation and Quality Improvements
- Build Upon Reputation for Outstanding Patient Care



6. Advance

- Follow Strategic Recommendations
- Monitor Process Improvements
- Continue to Optimize Practices for Improved Outcomes
- Implement Data-driven Decision Making
- Take Advantage of Educational Opportunities



HeartCARE Center™

NATIONAL DISTINCTION OF EXCELLENCE

Achieve the Distinction that Matters.

The American College of Cardiology, professional home for your cardiovascular team, now honors those forward-thinking institutions that advance the cause of sustainable quality improvement with a prestigious national distinction of excellence.

The HeartCARE Center™ National Distinction of Excellence is the ultimate recognition for your hard work and dedication to your patients.

HeartCARE Center designations are reviewed and awarded annually to ensure that all facilities continue to meet the parameters and criteria of a highly-regarded and sustainable quality improvement program.

Tell your peers, your patients and your community that your commitment to quality patient care and successful outcomes is celebrated by the organization that has set the standard for world-class cardiovascular science and patient care guidelines for nearly 70 years.

Rewarding Excellence in Your Commitment to Quality Patient Care

Becoming an ACC HeartCARE Center validates the significant steps you take to deliver exceptional care with repeatable success. The essential elements of the designation include:

- Two earned CV Accreditations offered by ACC
- A third earned CV Accreditation offered by ACC or participation in an NCDR Registry
- Minimum of two ACC Member CV champions:
 - One individual with FACC designation
 - One individual with AACC designation
- Annual participation in at least one of the following:
 - An ACC Quality Improvement Clinical Toolkit
 - An ACC Quality Improvement Campaign
 - Public Reporting in an eligible NCDR registry of choice
 - Abstract Submission related to quality of care to an ACC education conference
 - Manuscript submission related to quality of care to a peer-reviewed journal
- Society of Thoracic Surgeons (STS) Public Reporting of surgical outcomes. This criteria point applies only to those facilities that offer cardiothoracic surgical services

Limited Introductory Offer

Take advantage of the early adopter opportunity offered to those facilities that want to fast track their selection of Cardiac Cath Lab Accreditation or Electrophysiology Accreditation as one of the parameters of earning ACC HeartCARE Center recognition.

Recognition that's Attainable and Relevant

Please contact us to learn more about the HeartCARE Center recognition program and any of the CV accreditations available through ACC Accreditation Services.

accreditationinfo@acc.org
877.271.4176
accreditation.acc.org



ACC Accreditation Services™

QUALITY IMPROVEMENT CAMPAIGNS

ACC Quality Improvement Campaigns target specific gaps in quality by motivating widespread adoption of evidence-based practices to improve quality of care.

Key Features



ASSESSMENTS

ASSESS your facility's current processes and identify opportunities for improvement.



LISTSERVS

To **SHARE** best practices and lessons learned.



TOOLKIT

IMPLEMENT tools and strategies to address gaps in care.



WEBINARS

Use your data to **DRIVE CHANGE** and translate evidence-based strategies into practice.

REDUCE THE RISK: PCI BLEED

The **Reduce the Risk: PCI Bleed Quality Campaign** is focused on minimizing PCI-associated bleeding risks and saving patient lives through widespread adoption of evidence-based best practices. The campaign leverages the power of the CathPCI Registry to help facilities and clinicians anticipate, prepare and save lives.



Benefits

- Access to a robust learning network and tools to support quality improvement goals
- A facility-assessment resource to pinpoint areas for improvement
- A customized data dashboard to track and benchmark progress
- Opportunities to help associated clinicians meet Improvement Activity requirements under the Merit-Based Incentive Payment System (MIPS)

Get started at [CVQuality.ACC.org/ReduceRisk](https://www.cvquality.org/ReduceRisk)

PATIENT NAVIGATOR PROGRAM: FOCUS MI

The **ACC Patient Navigator Program: Focus MI** leverages evidence-based best practices to improve the care and outcomes of myocardial infarction (MI) patients and reduce readmissions.

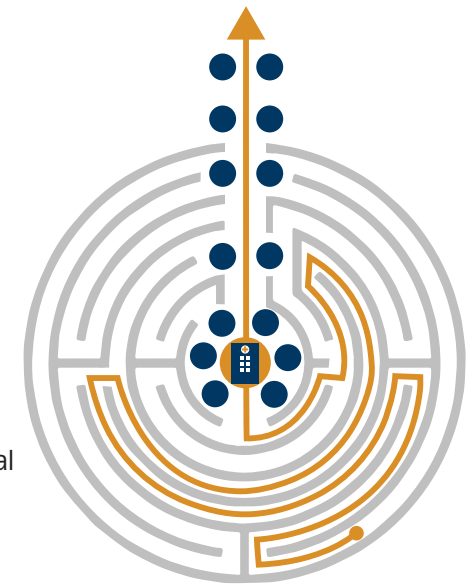
This national program is designed for hospitals and health systems participating in NCDR's Chest Pain - MI Registry Registry. The program builds on the lessons learned from the initial pilot phase of the Patient Navigator Program that worked with select hospitals to implement interventions aimed at bridging gaps between inpatient and outpatient MI care through 30-day post-hospitalization.

Benefits

Hospitals that join Patient Navigator Program: Focus MI have instant access to a suite of evidence-based, hospital-tested tools. These tools are designed to help with key tactics, such as organizing a multidisciplinary team that includes an administrator, physician, and nurse champion, and understanding how to make the most of Chest Pain - MI Registry™ data to monitor and implement improvement efforts.

Get started at [CVQuality.ACC.org/PatientNavigator](https://www.cvquality.org/PatientNavigator)

Learn More and Get Started at [CVQuality.ACC.org](https://www.cvquality.org)



CLINICAL TOOLKITS & RESOURCES

Clinical Toolkits, available through Quality Improvement for Institutions, provide hands-on tools to help institutions implement guidelines-based and best practice care, and address common clinical issues at their facility.

QI TOOLS AND RESOURCES

- QI Toolkit
- PCI Bleeding Risk Checklist
- Advance Care Planning Toolkit
- Public Reporting Toolkit

ACC MOBILE APPS

The ACC has a number of clinical apps for use with smartphones and tablets to help clinicians implement quality at the point of care. Examples include:

- Professional Data Portfolio, formerly NCDR Clinical Quality Coach
- ACC Guideline Clinical App
- Treat HF
- ICD/CRT Appropriate Use Criteria App
- TAVR In-Hospital Mortality Risk App
- And many more



For more information, visit [ACC.org/Apps](https://www.acc.org/Apps) and [CVQuality.ACC.org/Clinical-Toolkits](https://www.cvquality.org/Clinical-Toolkits)

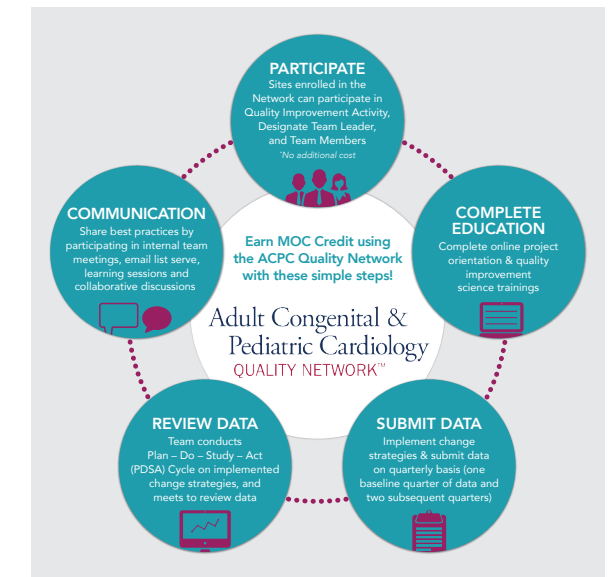
OTHER RESOURCES

ADULT CONGENITAL AND PEDIATRIC CARDIOLOGY QUALITY NETWORK


The Adult Congenital and Pediatric Cardiology (ACPC) Quality

Network is the American College of Cardiology's quality program designed for data collection, and collaboration among congenital heart disease (CHD) centers nationwide to improve quality care for your CHD patients. Developed by your CHD colleagues, the network provides:

- Opportunity to earn MOC Part IV credit and help develop CHD quality improvement metrics
- Data collection via flexible, standardized data collection tool – tracking key metrics in both the inpatient and outpatient settings
- Quarterly reports providing a view of your performance compared to other participating Quality Network CHD Centers
- Ongoing knowledge sharing and networking via webinars, listservs and learning sessions
- Opportunity to earn points towards *U.S. News and World Report* scores



For more information, visit [ACC.org/QNet](https://www.acc.org/QNet)



**AMERICAN
COLLEGE *of*
CARDIOLOGY**

Quality Improvement for Institutions

2400 N Street, NW
Washington, DC 20037-1153
800-257-4737
cvquality@ACC.org